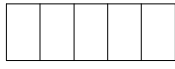


CHALET ZONE


WAY TO ADVA AREA & DSO BUILDING

WAY TO OUTDOOR DISPLAY & EXHIBITION AREA

SIDE MARGIN 8.0M WIDE
5.5 M WIDE ROAD



CAR PARKING

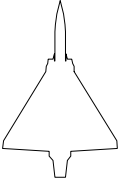


PUMP STATION

CAR PARKING

GROUND

NORTH



LAYOUT PLAN for CHALET - 1 TO 38
AEROINDIA 2019 IN AIR FORCE STATION
AT YELAHANKA, BENGALURU, INDIA

ROAD

ROAD